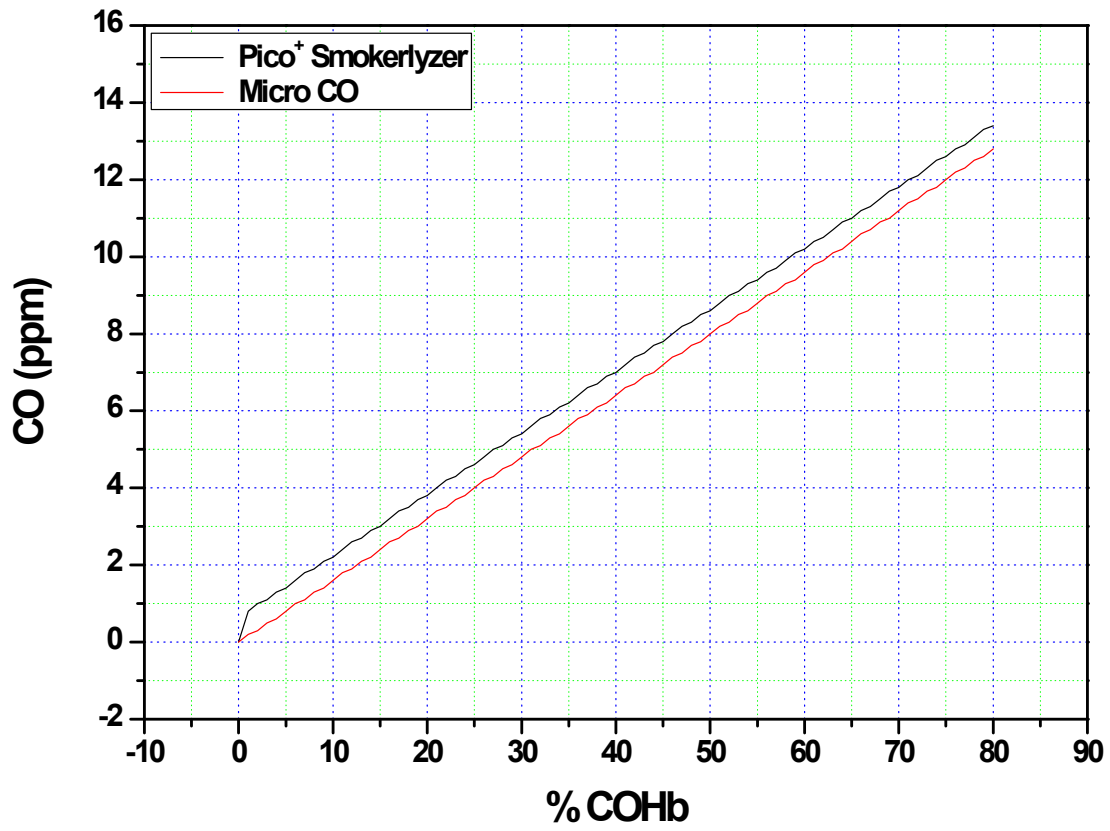
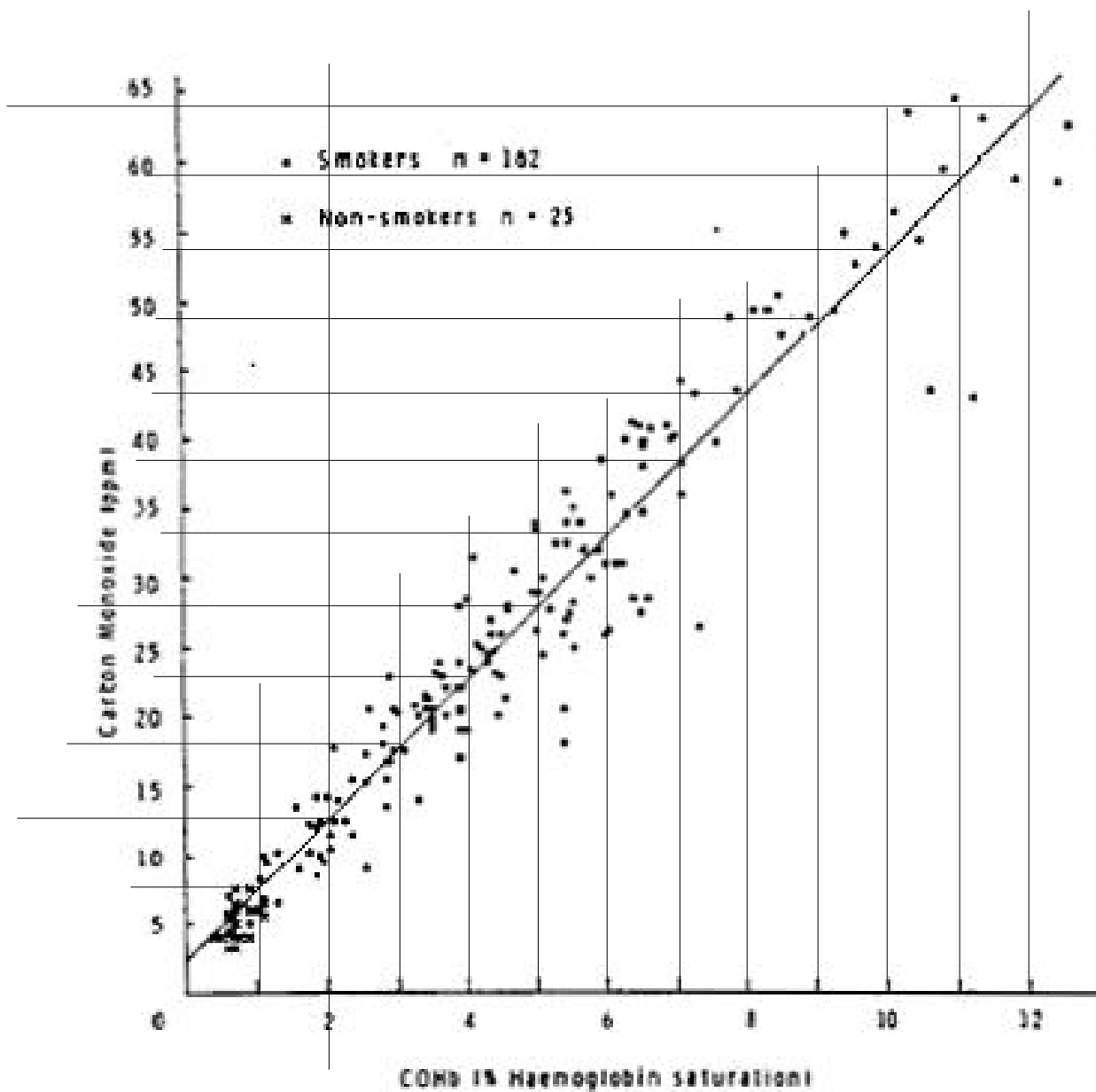


CO ppm- % COHb conversion table

CO ppm	BMC-2000	Pico Smokerlyzer	Micro CO	CO ppm	BMC-2000	Pico Smokerlyzer	Micro CO
0	0.0	0.0	0.00	41	7.1	7.2	6.56
1	0.7	0.8	0.16	42	7.2	7.4	6.72
2	0.8	1.0	0.32	43	7.4	7.5	6.88
3	1.0	1.1	0.48	44	7.5	7.7	7.04
4	1.1	1.3	0.64	45	7.7	7.8	7.20
5	1.3	1.4	0.80	46	7.9	8.0	7.36
6	1.5	1.6	0.96	47	8.0	8.2	7.52
7	1.6	1.8	1.12	48	8.2	8.3	7.68
8	1.8	1.9	1.28	49	8.3	8.5	7.84
9	1.9	2.1	1.44	50	8.5	8.6	8.00
10	2.1	2.2	1.60	51	8.7	8.8	8.16
11	2.3	2.4	1.76	52	8.8	9.0	8.32
12	2.4	2.6	1.92	53	9.0	9.1	8.48
13	2.6	2.7	2.08	54	9.1	9.3	8.64
14	2.7	2.9	2.24	55	9.3	9.4	8.80
15	2.9	3.0	2.40	56	9.5	9.6	8.96
16	3.1	3.2	2.56	57	9.6	9.7	9.12
17	3.2	3.4	2.72	58	9.8	9.9	9.28
18	3.4	3.5	2.88	59	9.9	10.1	9.44
19	3.5	3.7	3.04	60	10.1	10.2	9.60
20	3.7	3.8	3.20	61	10.3	10.4	9.76
21	3.9	4.0	3.36	62	10.4	10.5	9.92
22	4.0	4.2	3.52	63	10.6	10.7	10.08
23	4.2	4.3	3.68	64	10.7	10.9	10.24
24	4.3	4.5	3.84	65	10.9	11.0	10.40
25	4.5	4.6	4.00	66	11.1	11.2	10.56
26	4.7	4.8	4.16	67	11.2	11.3	10.72
27	4.8	5.0	4.32	68	11.4	11.5	10.88
28	5.0	5.1	4.48	69	11.5	11.7	11.04
29	5.1	5.3	4.64	70	11.7	11.8	11.20
30	5.3	5.4	4.80	71	11.9	12.0	11.36
31	5.5	5.6	4.96	72	12.0	12.1	11.52
32	5.6	5.8	5.12	73	12.2	12.3	11.68
33	5.8	5.9	5.28	74	12.3	12.5	11.84
34	5.9	6.1	5.44	75	12.5	12.6	12.00
35	6.1	6.2	5.60	76	12.7	12.8	12.16
36	6.3	6.4	5.76	77	12.8	12.9	12.32
37	6.4	6.6	5.92	78	13.0	13.1	12.48
38	6.6	6.7	6.08	79	13.1	13.3	12.64
39	6.7	6.9	6.24	80	13.3	13.4	12.80
40	6.9	7.0	6.40	40	6.9	7.0	6.40





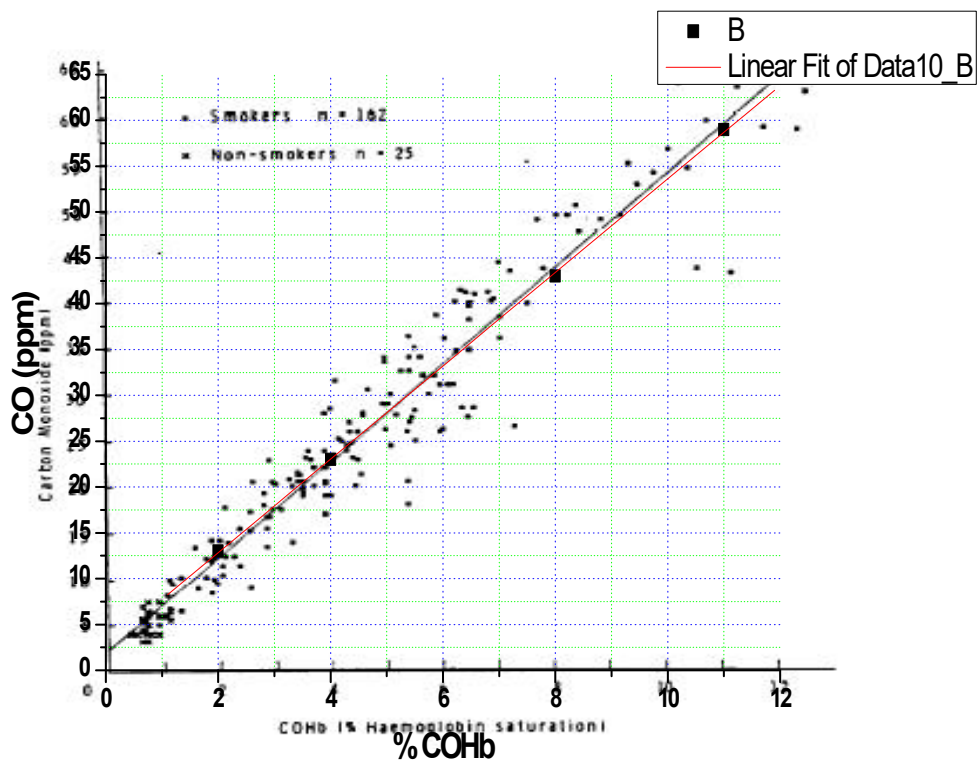


Table 2. Alarm Criteria for Carbon Monoxide Meter in Exhalation

LED color	Description	Adult(ppm)	Teenager(ppm)
Green	Nonsmoker	0-6	0-4
Yellow	Danger reach	7-10	5-6
1 Red	Smoker	11-15	7-10
2 Red	Frequently smoking	16-25	11-15
3 Red	Addicted	26-35	16-25
4 Red	Serious addicted	36-50	26-35
Flickering	Very danger	51+	36+